


- SHEET NOTES**
1. VERIFY & COORDINATE LOCATION EXACT LOCATION OF LIGHT FIXTURES WITH ARCHITECTURAL REFLECTED CEILING PLAN.
 2. COORDINATE ZONING FOR DIMMING OF LIGHTS WITH A/V CONSULTANT.
 3. COORDINATE LOCATION OF LOW VOLTAGE SWITCH LOCATIONS FOR DIMMING SYSTEM WITH A/V CONSULTANT AND PROVIDE ALL CONDUITS AS REQUIRED.
 4. COORDINATE LOCATION OF ALL LIGHT SWITCHES FOR THE LIGHTING THAT IS NOT PART OF DIMMING SYSTEM WITH OWNER & ARCHITECT.

- KEY NOTES**
- ① SWITCH FOR CONTROL OF COVE LIGHTING. LOCATED AT CONTROL BOOTH.

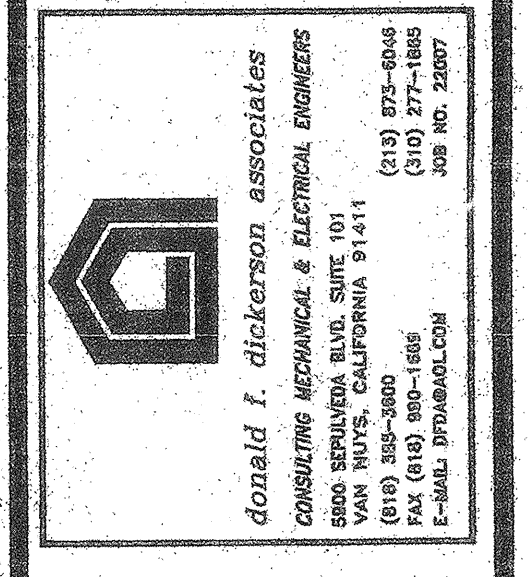
LIGHTING PLAN
SCALE: 1/8"=1'-0"

Building Division
Community Development Department
City of Thousand Oaks
Approved
Electrical
No. E16399
Exp. 12/31/02
DATE FOR PLAN CHECK: 07/26/02


PROJECT:



CONSULTANT:



ENGINEER STAMP



REVISIONS:

Date	Description	No.
	ISSUE FOR PLAN CHECK	07/26/02

SHEET INFO:

Sheet Title
LIGHTING PLAN
Date: _____
Drawn By: JH
Checked By: DG

E-3.1
Sheet No.