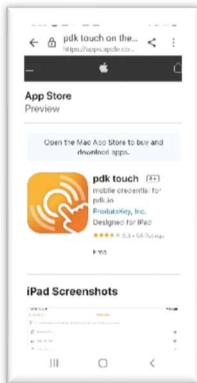


CVCC User Guide for Door Access

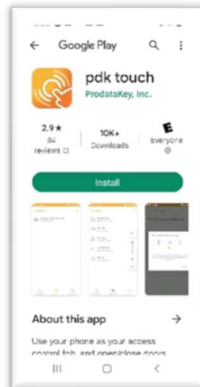
The church has implemented a door access system that depends on use of your Android or IOS smart device to unlock the door. The church office is responsible for administration of the system.

1. Make a request through the **Church Office** (office@coneiochurch.org or (805) 371.1381) for access to the building.
2. If your request is approved, you will receive an **e-mail** similar to the one on the right.
3. Install the **PDK Touch** app from the **Apple App Store** or the **Google Play Store**.

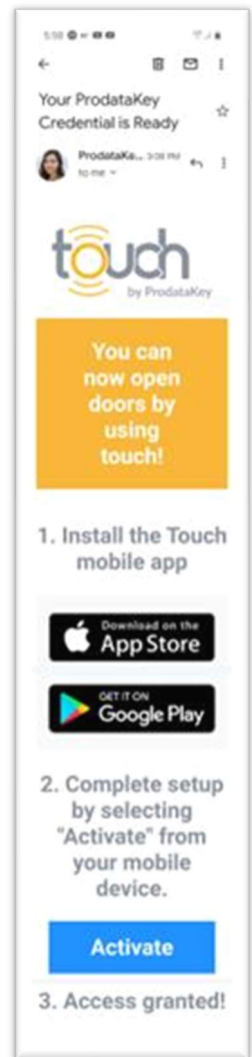
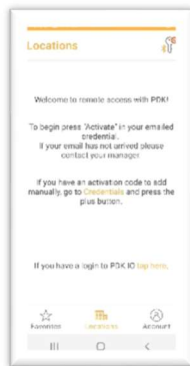
Apple App Store



Google Play Store



4. Open the **PDK Touch** application on your smart device (i.e., phone, tablet).



Sample e-Mail

5. On the earlier e-mail you received, click on the Activate button.

Activate

Opening the Church's Front Door

1. Ensure the **PDK Touch** application is running on your phone.
2. Simply touch the phone to the church's main entrance door reader. Depending on your phone, you may be able to keep your phone in your pocket or purse and simply touch the reader with your finger. The door should unlock for 10 seconds.

Contact the Church Office if you have any problems.

